

Gecko Glass - iPad 5/6, Air 1+2 & Pro 9.7" Fitting Instructions



gecko™

WARRANTY INFORMATION - FOR AUSTRALIAN CONSUMERS ONLY

Powermove Distribution provides its accessory range of products with a 1 Year back to base warranty: "Our goods come with guarantees that cannot be excluded under the Australian Consumer Law. You are entitled to a replacement or refund for a major failure and for compensation for any other reasonably foreseeable loss or damage. You are also entitled to have the goods repaired or replaced if the goods fail to be of acceptable quality and the failure does not amount to a major failure".

The warranty offered is in addition to other rights and remedies offered under consumer law.

The conditions contained in this warranty apply to purchases made within Australia only.

Purchases made outside of Australia are covered by the warranty procedures and policies that comply with each respective place of purchase.

Conditions of warranty:

- The consumer must retain proof of purchase for the warranty period.
- The warranty period is valid for 1-year from the original purchase date.
- The warranty applies only to defects in material or workmanship that occur during normal use of the product.
- The warranty is a 'back-to-base' warranty meaning the consumer is responsible for the costs associated with returning the product to their place of purchase or to Powermove Distribution.
- The consumer must return the goods, original packaging (where feasible) and proof of purchase to make a warranty claim.
- If a replacement product is supplied the warranty period applies to the balance of the warranty period from the original purchase date.

The warranty does not cover:

- Failure that has occurred as a result of accident, abuse or mis-treatment.
- Goods that are damaged as a result of other third party products.
- Any misrepresentations given that are not covered by the warranty.

Warranty claim procedure:

- The consumer must return the goods as per the requirements stated in 'conditions of warranty' section d & e.
- If the consumer is unable to return the goods to the place of purchase they can send the goods with the required packaging and documentation, along with their contact details including address, phone number and e-mail to:

Warranty Department
Powermove Distribution
28 The Gateway
Broadmeadows, Vic 3047

Ph: 03 9358 5999 Fax: 03 9357 1499
E-Mail: support@powermove.com.au

Thank you for purchasing another quality Gecko product.
Introducing Gecko Glass, iPad 5/6, Air 1+2 & Pro 9.7" screen protector.

At Gecko we believe in delivering products that enhance the exceptional beauty and functionality of the iPad 5/6, Air 1+2 & Pro 9.7". Designed in Australia, used everywhere, the Gecko glass is a tempered glass screen protector. With a 9H hardness rating, premium coating & scratch resistant surface, the Gecko glass is a screen protector created for easy installation and maximum surface protection. With its exact measurements, it has been designed to ensure a perfect fit for your iPad 5/6, Air 1+2 & Pro 9.7" screen. All Gecko products reflect the attention to detail and hard work of our world class development and design team. We are committed to the pursuit of excellence in making sure we deliver the highest quality products to enhance your digital lifestyle.

Please enjoy.
Yours sincerely
Gecko Team



Included in this pack:

Tempered glass guard/s
Microfibre cloth
Gecko clearscreen
Applicator card

Gecko clearscreen sachet: The Gecko clearscreen sachet is non-toxic, anti-static, alcohol free, non-streaking, non-solvent, and non-flammable.

Safety precautions: Wash hands after use. If the Gecko clearscreen comes in contact with your eyes, flush eyes with large amounts of water for at least 15 minutes.

Note: Gecko clearscreen sachet does not remove scratches, but may help diminish their appearance.

step

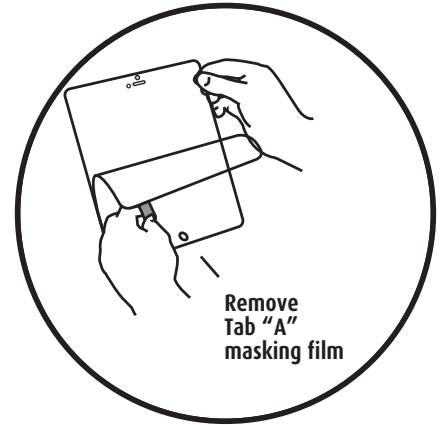
1



Tear open supplied Gecko clearscreen sachet. Gently massage your clearscreen wipe over the screen surface, ensuring not to go into holes or openings. Once cleaned, polish the screen using the Gecko microfibre cloth, until your screen is crystal clear. **Note: For best results screen should be free of dust or hair before the guard installation.**

step

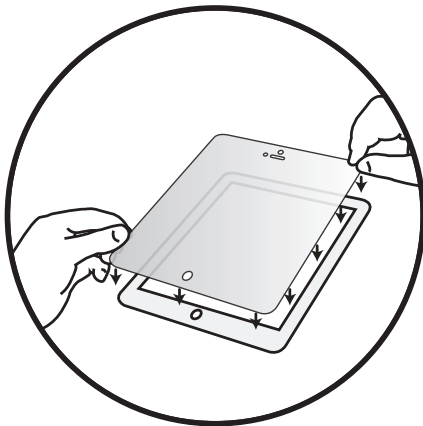
2



Gecko tempered glass guard is protected on one side by a clear masking film, labelled as 'tab A'. Once your screen is clear of dust or hairs, peel back the masking film from the tempered glass guard using green 'tab A', exposing the adhesive edges of the guard. The little green 'tab A' is not to be removed - it is adhered to the masking film and is used only as a pull tab. Avoid touching the adhesive edges of the guard, and discard the masking film with the green 'tab A' on it.

step


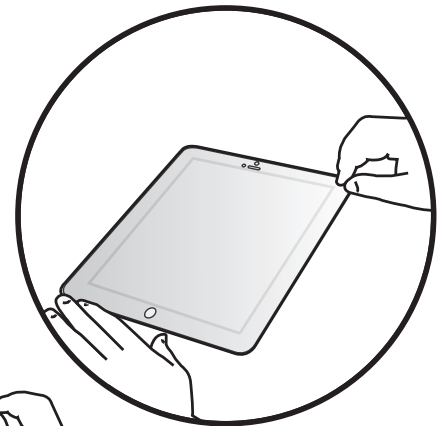
3



Carefully position the guard starting at the base of the iPad screen, ensuring it is aligned at the bottom and sides of the screen and centred around the home button. Once it is aligned correctly, carefully lower the guard onto the iPad screen from the bottom upwards. Work your way to the top of the iPad screen using the soft cloth to rub the guard onto the iPad, carefully checking the alignment down the sides of the iPad as you apply the guard. If any imperfections do occur, smooth them carefully with the soft cloth supplied.

step

4



If you are not happy with the alignment, adjust the position by very gently & carefully peeling back the gecko glass guard from any corner. Repeat step 2 until you are happy with the alignment. **IMPORTANT: Do not bend the guard as it may cause it to shatter.**